

HOW THE VIRTUAL GENERAL MEETING IS HELD

The general meeting is held via the AGM Portal. You must log in to the portal in order to attend the general meeting via livestream, to ask questions or make comments concerning the agenda items, and to vote in any ballots. You can ask questions or make comments either in writing via the chat function or verbally via a live video link during the general meeting. Because the general meeting takes place via the AGM Portal, it is important that your device meets certain technical requirements.

ATTENDING THE VIRTUAL GENERAL MEETING

The general meeting is transmitted via a livestream (webcast) on the AGM Portal. You must be logged in to the portal in order to attend the general meeting.

QUESTIONS/COMMENTS

As usual, you will have the opportunity to submit questions and to comment on the proposals after the presentation of each agenda item, which you can do via the AGM Portal. Questions and comments can be presented either in writing via the chat function or verbally via a live video link during the general meeting. Written questions and comments will be read out and subsequently answered verbally. All shareholders who would like to ask questions or make a comment via the live video link will be placed in a queue. You must be logged in to the portal to submit questions and to comment on the proposals. Only shareholders/advisers with a unique ID have the right to ask questions or make comments. The unique ID can be found under Participant information at the bottom of the AGM Portal.

VOTING

If an agenda item is put to the vote, this will be clearly stated on the AGM Portal. You must be logged in to the portal to vote. If you have voted by proxy or by correspondence before the general meeting, you will not be able to vote during the general meeting.

TECHNICAL REQUIREMENTS FOR PARTICIPATING IN THE VIRTUAL GENERAL MEETING

We recommend that you ensure that your device meets the technical requirements listed below before the general meeting begins.

BROWSER

The AGM Portal can be accessed in 'evergreen' browsers on PC/Mac, mobile and tablet/iPad. Safari is also supported, even though it is not an evergreen browser.

PC/ANDROID

The AGM Portal works in Edge, Chrome, Firefox and Opera browsers.

APPLE

The AGM Portal works in the latest four main versions of the Safari browser on Mac, iPhone and iPad. If you have older Apple equipment and updating Safari is not possible, please install a Chrome browser.

INTERNET CONNECTION

The quality of the transmission will depend on your internet provider. As a minimum, you should have a 5-10 Mbit/s connection to achieve good transmission.


PARTICIPATION: YOU CAN LOG IN TO THE AGM PORTAL USING MITID (CITIZENS RESIDING IN DENMARK) OR VP-ID


Danske Bank EN ▾

Log in to the portal

Welcome to the portal

You can log in via the menu on the right


[LOG IN WITH MITID](#)


[LOG IN WITH VP-ID](#)

Need technical support?

Please contact Euronext Securities by phone +45 43 58 88 66
(Monday – Friday between 9.00 AM and 4.00 PM) or e-mail CPH-investor@euronext.com
VP SECURITIES A/S | CVR number: 21599336

Powered by




CLICK THE 'PLAY' BUTTON TO START THE LIVESTREAM

Danske Bank

EN LOG OUT

ABOUT

Danske Bank A/S' annual general meeting 2024

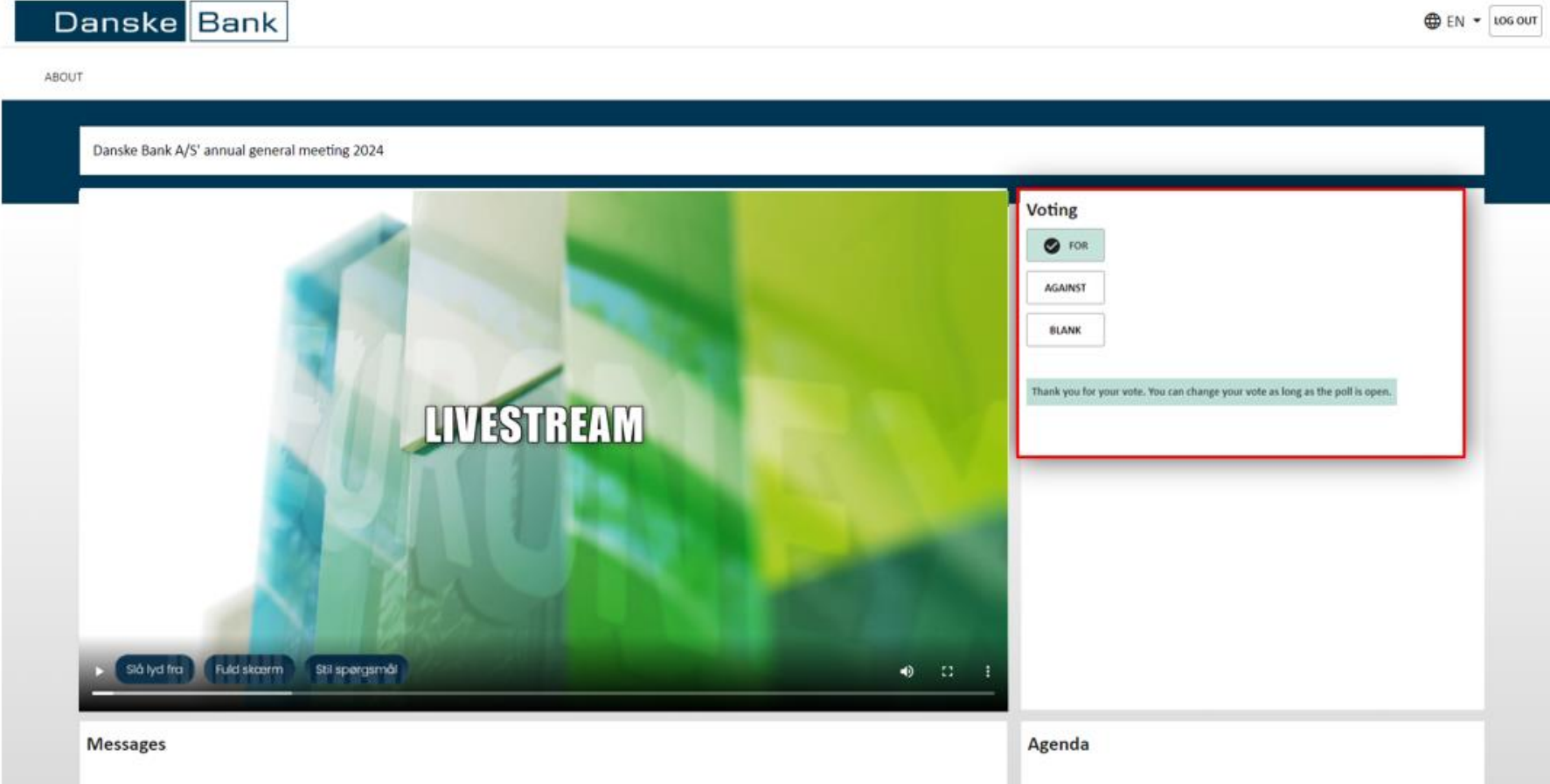


Voting
There is no current ballot

Messages

Agenda

VOTING: CLICK 'FOR', 'AGAINST' OR 'BLANK'. YOU CAN CHANGE YOUR VOTE DURING THE TIME THE BALLOT REMAINS OPEN.



Danske Bank

EN LOG OUT

ABOUT

Danske Bank A/S' annual general meeting 2024

LIVESTREAM

Slå lyd fra Fuld skærm Stil spørgsmål

Voting

FOR

AGAINST

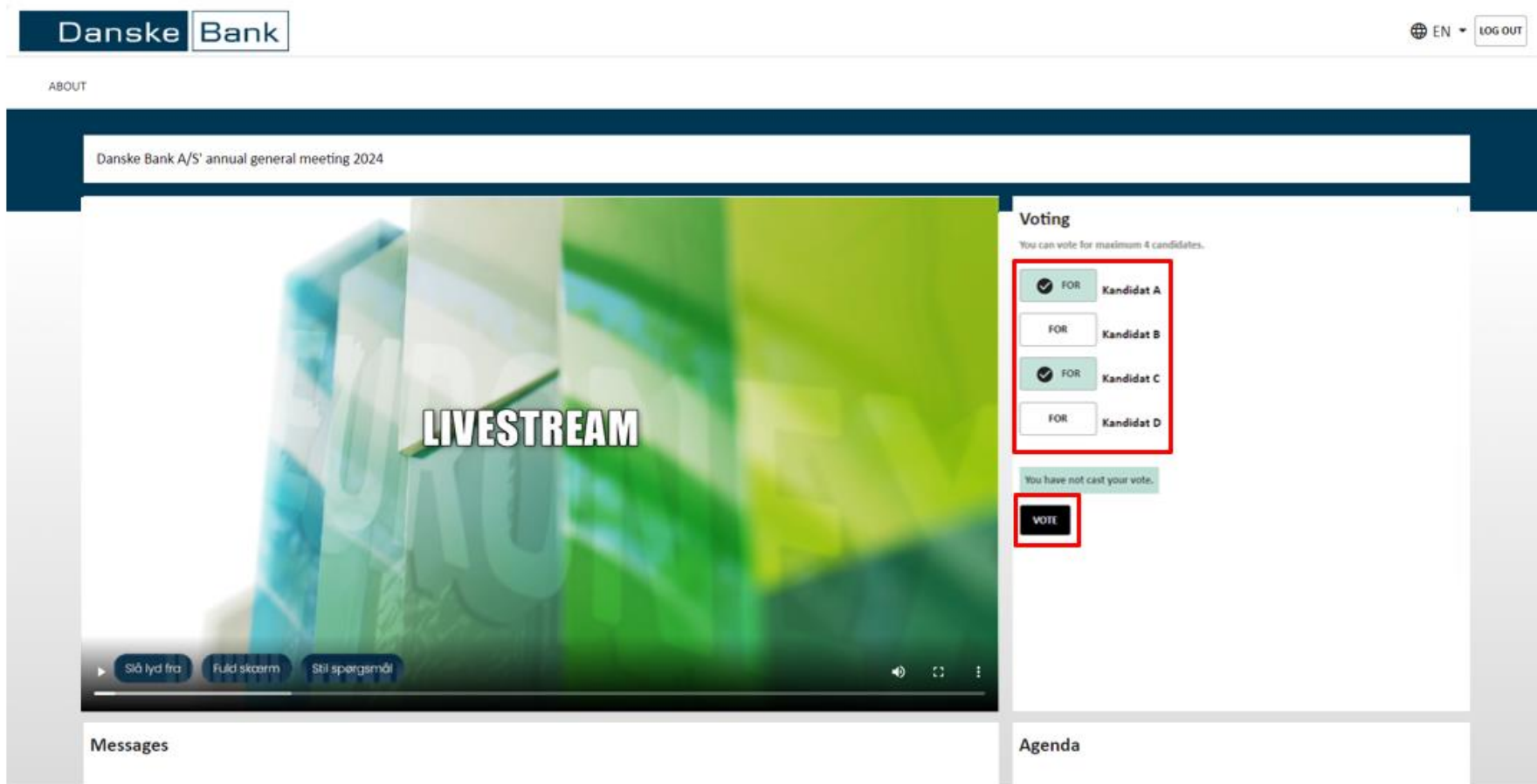
BLANK

Thank you for your vote. You can change your vote as long as the poll is open.

Messages

Agenda

VOTE FOR A CANDIDATE: SELECT THE CANDIDATES YOU WANT TO VOTE FOR AND THEN CLICK 'VOTE'.



Danske Bank

EN LOG OUT

ABOUT

Danske Bank A/S' annual general meeting 2024

LIVESTREAM

Sil lyd fra Fuld skærm Stil spørgsmål

Voting
You can vote for maximum 4 candidates.

<input checked="" type="checkbox"/>	FOR	Kandidat A
<input type="checkbox"/>	FOR	Kandidat B
<input checked="" type="checkbox"/>	FOR	Kandidat C
<input type="checkbox"/>	FOR	Kandidat D

You have not cast your vote.

VOTE

Messages

Agenda

WHY CAN'T I VOTE? BALLOT DOES NOT APPEAR

THERE CAN BE VARIOUS REASONS WHY YOU ARE UNABLE TO SEE THE BALLOT:

- a) If you have activated full screen view in the streaming window, you will not be able to see the other features of the AGM Portal, including polls. We recommend that you do *not* use full screen mode.
- b) The ballot will not appear on your screen during a vote if you do not have the right to vote. For example, if you have voted in advance by proxy or by correspondence or if you have not registered for the general meeting, you cannot vote during the general meeting. In some cases, there may be specific agenda items that you do not have the right to vote on.
- c) Connection to the AGM Portal may have been lost, so you will need to refresh the page (press CTRL + R or F5) or log in again.

At the bottom of the page under 'Participant information', you can see how many votes you may cast at the general meeting. If the number of votes is not displayed, this is because you do not have the right to vote due to one of the reasons listed above.

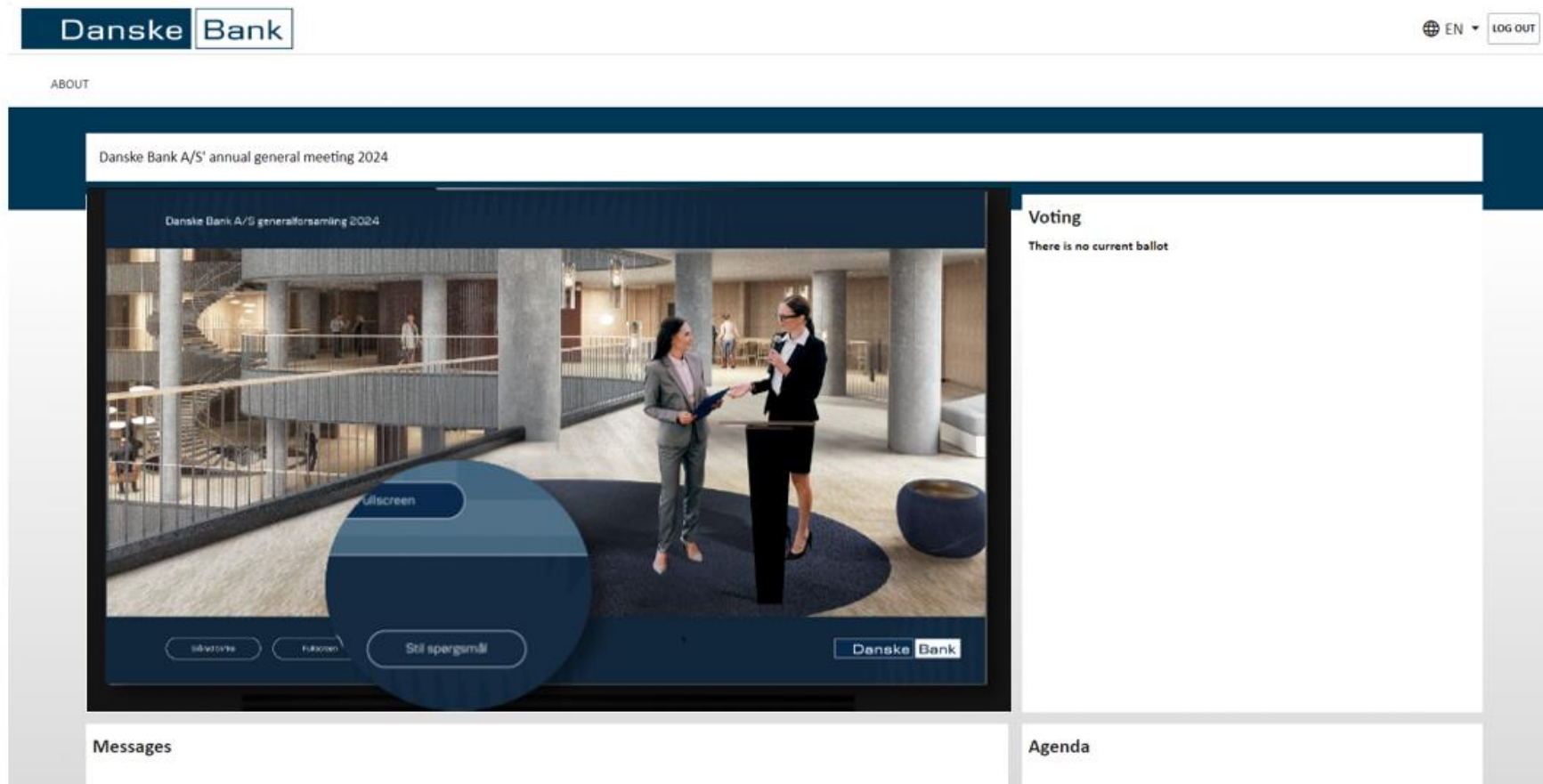
Participant information

Name of the investor | ID: 101

1 Votes

QUESTIONS/COMMENTS

You can ask questions and make comments either in writing via the chat function or verbally via a live video link during the general meeting. All shareholders who would like to ask questions or make comments verbally via a live video link will be placed in a queue. You can continue to follow the general meeting if you have been placed in the queue. Click the 'Ask a question' button at the bottom of the livestream and choose between either asking your question or making your comment in writing or via video link.



Danske Bank EN [LOG OUT](#)

ABOUT

Danske Bank A/S' annual general meeting 2024

Danske Bank A/S generalforsamling 2024

Fullscreen

Stil spørgsmål

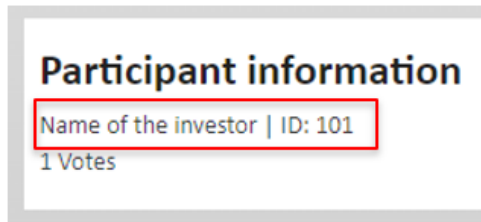
Danske Bank

Voting
There is no current ballot

Messages

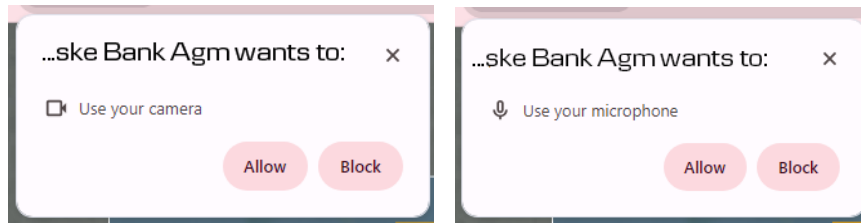
Agenda

If you prefer to ask your question or make your comment in writing, the system will ask you to give your name and your unique ID, which is stated next to your name:



You can then write your question or make your comment, which will be sent to the moderator table before it will be addressed.

If you prefer to ask your question or make your comment by video link, the system will ask permission to use the microphone and camera of the connected device:



You need to accept both requests for the video link to work.

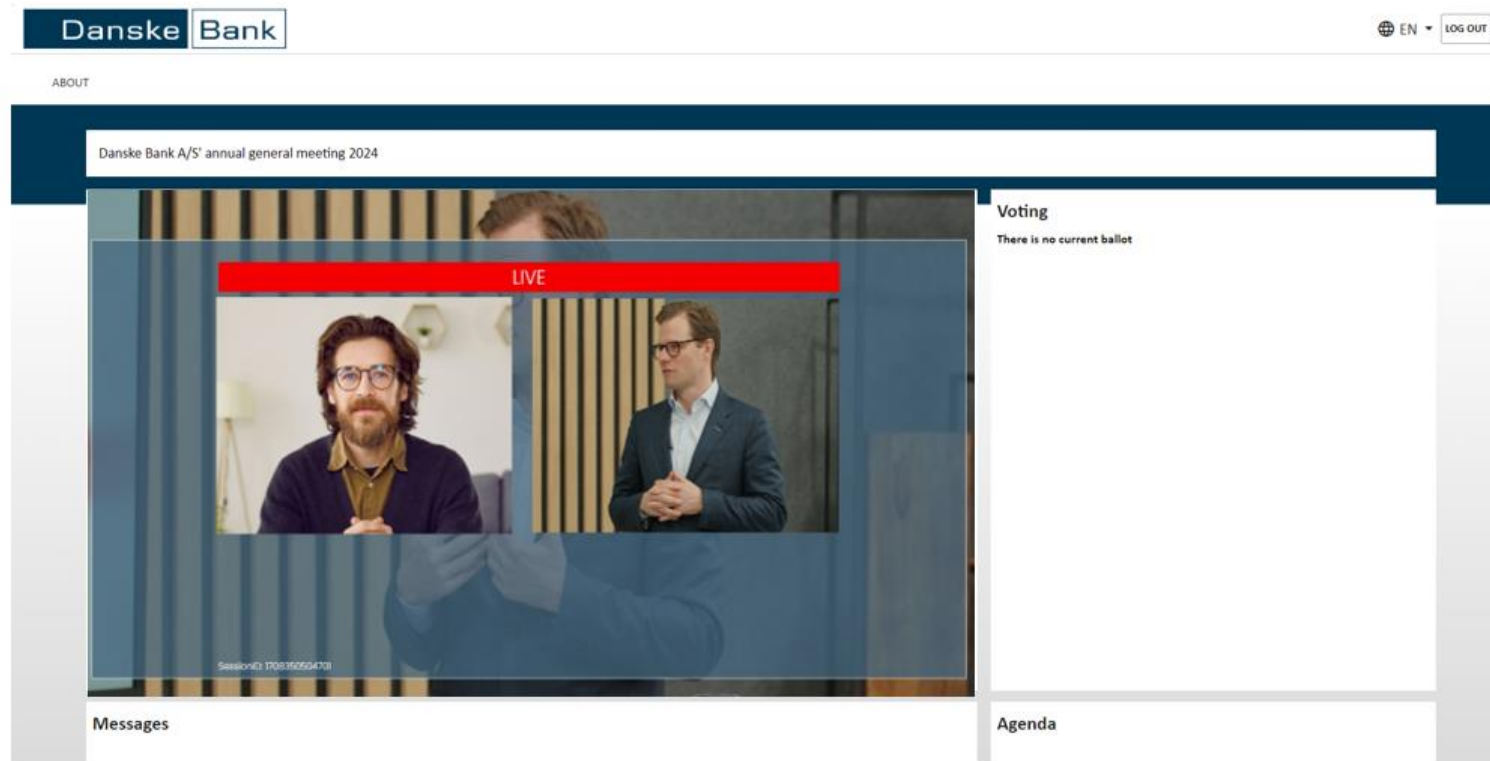
The system will ask you to give your name, and you will then be connected to the moderator table. Here, a host will ask you for your unique ID and will ensure that your sound and video connections are working correctly. If many questions/comments are put forward at the same time, you might experience some waiting time. Once you are connected and after you have talked to the host, your name and a brief description of your question or comment will be sent to the podium.

You can then minimise the questions module – a yellow bar at the top of the screen will indicate that your question or comment is pending a response.



The chairman of the meeting will address the question/comment under the relevant agenda point.

When the chairman of the meeting addresses the question/comment, the questions module will maximise again. A red bar will appear at the top of the window, indicating that you are now connected to the general meeting with both picture and sound:



Once a response has been given to the question or comment, the video link will automatically end. If at a later stage you would like to ask another question or make another comment or return to a previous question/comment, you must repeat the process of connecting by pressing the 'Ask a question' button again.